



Manufacturers of on-site maintenance equipment

SKIDS
VERSATILE • DEPENDABLE • PRACTICAL



20363



21080



21160



21120

Tanks

Sage Oil Vac uses ASME-rated pressure vessels and an air compressor to create vacuum and pressure in the tanks. This vacuum and pressure process evacuates and refills fluids without the use of pumps.

Tank Sizes

Tank sizes range from 30 to 120 gallons. Multiple tanks configurations are available.

Hoses

All standard hoses are 3/4" x 25' with spring retractable hose reels. Longer hose lengths are available.

Used Filter Receptacle™

This patented product provides a convenient manner to drain, store and transport messy, used oil filters from the point of service to the point of disposal. Filters are allowed to hot drain by placing them on pegs that are incorporated into the Used Oil Receptacle™. The accumulated oil can be evacuated into the used oil tank with the turn of a valve.

Rear-Mounted Control Panel

The controls for starting the air compressor as well as creating vacuum and pressure are located on the Control Panel.

Filter Stinger™

The Filter Stinger™ attaches to the evacuation hose and punctures the oil filter before it is spun off. This patented device evacuates the hot, used oil from oil filters, keeping oily messes to a minimum and decreases burn hazards for technicians.

Barrel Straw

The Barrel Straw attaches to the top of any new product tank and inserts into a 55 gallon drum or bulk tank, allowing the user to quickly vacuum fresh fluids into the tank. It replaces funnels and 5 gallon buckets/jugs, while eliminating possible lifting injuries and spills.

Lifting points

Sage Oil Vac skids have forklift pockets for easy loading and unloading.

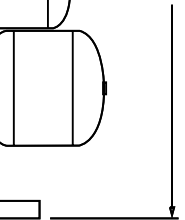
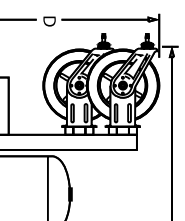
Grease

Brackets for 120# grease drum are available.

Air Compressors

Air compressors are modified to create vacuum and pressure in the tanks. The air compressor may also be used with an air hose reel for airing up tires or blowing off filters. "V" models are not equipped with an air compressor and require an additional air source. Gas or diesel air compressors are available.

Disclaimer: Sage Oil Vac reserves the right to make changes in engineering, design and specifications; add improvements; or discontinue manufacturing at any time without notice or obligation. © 2010 Sage Oil Vac Inc. All Rights Reserved.



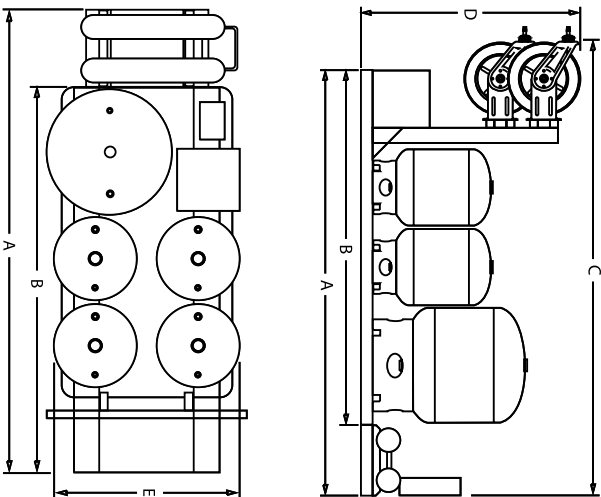
Standard Equipment

- 1 Rear Mounted Control Panel
- 2 Pistol Grip Quart meter
- 3 Detachable Air Compressor Mount
- 4 Used Filter Receptacle™
- 5 Filler Stinger™
- 6 3" x 6" forklift pockets (one in each corner)
- 7 Barrel Straw
- 8 Fresh Fluid Filler
- 9 3/4" Protected Glass Sight Plugs

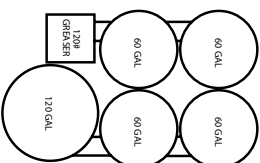
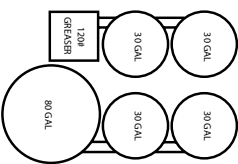
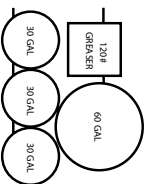
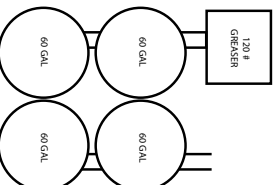
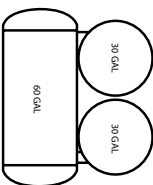
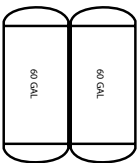
Optional Equipment *

- 10 Heated fresh fluid tanks
- 11 120 lb Grease Package (includes reel, pump, control handle)
- 12 35 ft or 50 ft reels
- 13 8 HP or 13 HP gas engine air compressors
- 14 7 HP or 10 HP diesel engine air compressors
- 15 Compressor / Generator / Welder Combinations
- 16 Preset or Mechanical meters

Standard/Optional Equipment



*Dimensions and weights vary with added optional equipment, consult with Sage Oil Vac representative to determine differences.



Tanks gallons / (liters)	Used		20363	20363V	21164	21164V	21160	21160V	21080	21080V	21120	21120V
	One 60/(227)	One 60/(227)										
A & B	A 80 / (203)	B 62 / (158)	One 60/(227) Two 30/(114)	One 60/(227) Two 30/(114)	One 60/(227) Three 60/(227)	One 60/(227) One 60/(227)	One 60/(227) Three 30/(114)	One 60/(227) Three 30/(114)	One 80/(303) Four 30/(114)	One 80/(303) Four 30/(114)	One 120/(454) Four 60/(227)	One 120/(454) Four 60/(227)
C	89 / (226)	71 / (180)	88 / (224)	88 / (224)	103 / (249)	84 / (213)	86 / (218)	68 / (173)	120 / (305)	101 / (257)	128 / (325)	109 / (277)
D	43 / (110)	43 / (110)	43 / (110)	43 / (110)	69 / (175)	69 / (175)	54.5 / (138)	54.5 / (138)	54.5 / (138)	54.5 / (138)	60 / (152)	60 / (152)
E	48 / (122)	48 / (122)	48 / (122)	48 / (122)	49.5 / (125)	49.5 / (125)	49.5 / (125)	49.5 / (125)	48 / (122)	48 / (122)	49.5 / (125)	49.5 / (125)
Empty weights lbs / (kg)	1091 / (495)	808 / (366)	1157 / (525)	1157 / (525)	1880 / (844)	1575 / (714)	1281 / (578)	996 / (451)	2147 / (974)	1862 / (845)	2480 / (1125)	2195 / (995)
Max full weight lbs / (kg)	1967 / (892)	1684 / (764)	2009 / (911)	2009 / (911)	3550 / (1610)	3265 / (1480)	2157 / (978)	1872 / (849)	3607 / (1636)	3322 / (1506)	5108 / (2317)	4823 / (2188)
Drain Pan gal / (liters)	0	0	0	0	17 / (64)	17 / (64)	17 / (64)	17 / (64)	17 / (64)	17 / (64)	17 / (64)	17 / (64)
Epoxy line codant tanks	no	no	no	no	yes	no	no	no	1-30	1-30	1-60	1-60
12# grease bracket	no	no	no	no	yes	yes	yes	yes	yes	yes	yes	yes
Compressor	HP	6HP Gas	6HP Gas	6HP Gas	8HP Gas	8HP Gas	8HP Gas	8HP Gas	8HP Gas	8HP Gas	8HP Gas	8HP Gas
Air reel ft / (m)	CFM @ 40 PSI	12.5	12.5	12.5	20	-	12.5	-	20	-	20	-
		0	0	0	50 / (15.24)	50 / (15.24)	50 / (15.24)	50 / (15.24)	50 / (15.24)	50 / (15.24)	50 / (15.24)	50 / (15.24)

O=Optional • *V models are configured to work with pre-existing air source. They do not have an on-board compressor*